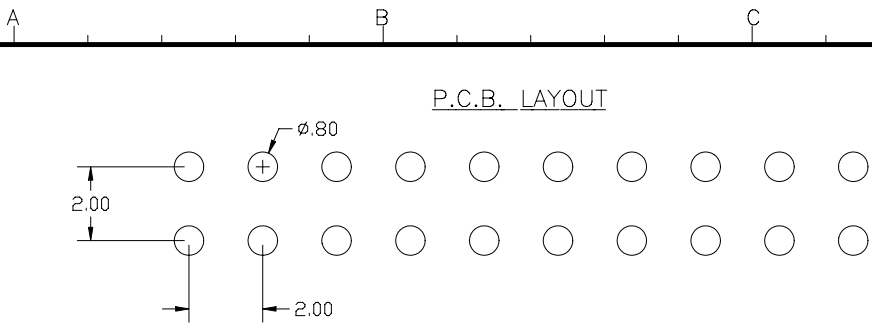


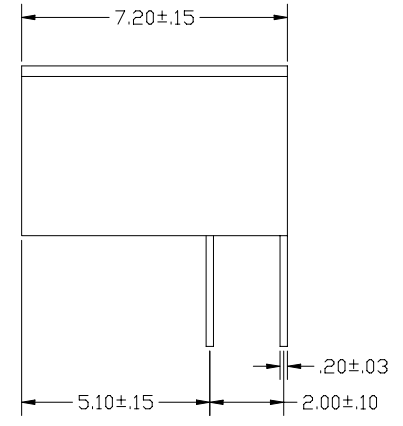
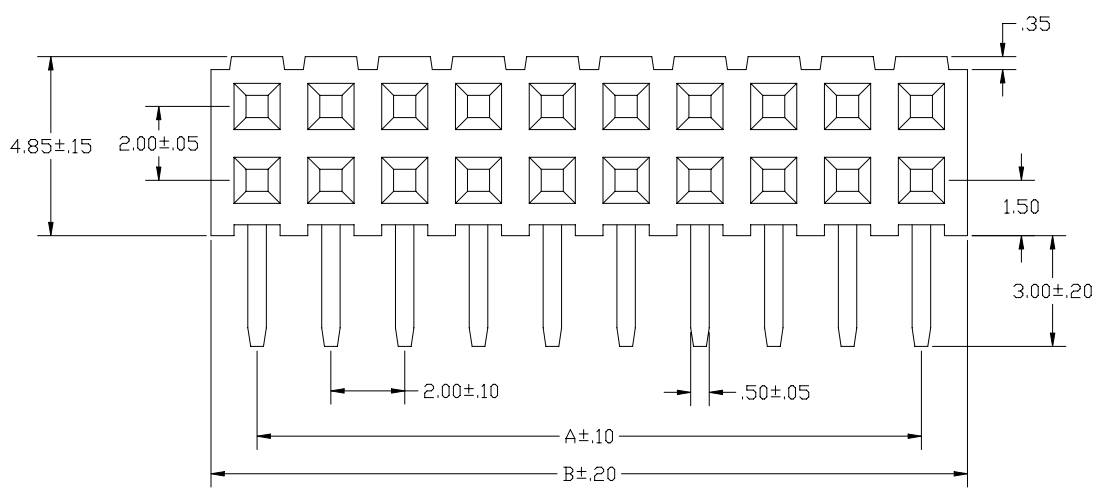
NO. OF POSITIONS	DIMENSIONS	
	A	B
4	6.00	8.50
5	8.00	10.50
6	10.00	12.50
7	12.00	14.50
8	14.00	16.50
9	16.00	18.50
10	18.00	20.50
11	20.00	22.50
12	22.00	24.50
13	24.00	26.50
14	26.00	28.50
15	28.00	30.50
16	30.00	32.50
17	32.00	34.50
18	34.00	36.50
19	36.00	38.50
20	38.00	40.50
21	40.00	42.50
22	42.00	44.50
23	44.00	46.50
24	46.00	48.50
25	48.00	50.50
26	50.00	52.50
27	52.00	54.50
28	54.00	56.50
29	56.00	58.50
30	58.00	60.50
31	60.00	62.50
32	62.00	64.50
33	64.00	66.50
34	66.00	68.50
35	68.00	70.50
36	70.00	72.50
37	72.00	74.50
38	74.00	76.50
39	76.00	78.50
40	78.00	80.50



PART NUMBER CODING

PPxNxx2FJFN-RC

- NUMBER OF POSITIONS (4 - 40)
- PLATING
- P = GOLD FLASH OVERALL
- w = OBSOLETE, REPLACE WITH P



REV.	ECO	DESCRIPTION	DATE	BY
A	611	INITIAL RELEASE	6/15/2005	TT
B	733	UPDATE SIDE VIEW	9/19/2005	TT

SPECIFICATIONS

- Current Rating: 1 Amp
- Insulator resistance: 5000 Mega Ohms Min.
- Contact resistance: 20 milli Ohm Max.
- Dielectric withstanding: 500 VAC
- Operating Temperature: -40°C to +105°C
- Max Processing Temp: 235° for 10 seconds
- Contact Material: Phosphor Bronze
- Insulator Material: Polyester, UL 94V-0 Standard: L.C.P.
- Finish: Gold flash overall



ROHS COMPLIANT

<p>SULLINS</p> <p>801 E. MISSION RD. SAN MARCOS, CA 92069</p>	GENERAL TOLERANCE		SCALE	NTS	DRAWN	TT	DATE	6/16/2005	DWG. NO.	10461	TITLE	REV.
	XX. ±	XXX. ±	UNIT	MM	CHECK	MNH	DATE	6/16/2005	PART NO.		PPxNxx2FJFN-RC	FEMALE HEADER 2mm RIGHT ANGLE 4.85mm INSULATOR
	.X ± .10	.XXX ±	SIZE		APPROVE		DATE			SHEET		
	.XX ± .05	X.* ±										

A B C D E